


Half Yearly Financial Statement (Un-Audited)  
of  
CAPM IBBL Islamic Mutual Fund  
For the period from 01 July 2021 to 31 December 2021

**CAPM IBBL ISLAMIC MUTUAL FUND**  
**Statement of Financial Position**  
as at 31 December 2021


Particulars	Notes	Amount in Taka	
		31-Dec-2021	30-June-2021
<b>ASSETS</b>			
Investments	6	669,105,606	508,833,003
Advance, Deposit and prepayments	7	23,007,644	11,700,985
Accounts Receivables	8	15,872,309	1,245,632
Cash and cash equivalents	9	140,503,479	284,770,114
<b>TOTAL ASSETS (A)</b>		<b>848,489,038</b>	<b>806,549,734</b>
<b>LIABILITIES</b>			
Accounts Payables	10	7,054,603	6,040,283
Unclaimed Dividend Account	11	303,684	303,684
<b>TOTAL LIABILITIES (B)</b>		<b>7,358,287</b>	<b>6,343,968</b>
<b>NET ASSETS (A-B)</b>		<b>841,130,751</b>	<b>800,205,767</b>
<b>OWNERS' EQUITY</b>			
Unit Capital	12	668,535,000	668,535,000
Reserve Pre-Operating Income		3,107,984	3,107,984
Investment diminution reserve	13	129,509,831	23,094,583
Retained earnings	14	39,977,936	105,468,200
		<b>841,130,751</b>	<b>800,205,767</b>
<b>Net Asset Value (NAV) per unit:</b>			
At cost	15	10.64	11.62
At market price	16	12.58	11.97

These financial statements should be read in conjunction with annexed notes

  
**MD & CEO**  
Asset Management Company

  
**Chairman**  
Trustee

  
**Compliance Officer**  
Asset Management Company

  
**Member**  
Trustee

**CAPM IBBL ISLAMIC MUTUAL FUND**  
**Statement of Profit or Loss and Other Comprehensive Income**  
for the period from 01 July 2021 to 31 December 2021


PARTICULARS	NOTES	Amount in Taka	
		01 Jul 2021 to 31 Dec 2021	01 Jul 2020 to 31 Dec 2020
<b>INCOME</b>			
Profit income	17	6,982,418	10,210,528
Net gain on sale of marketable securities	18	16,848,250	16,779,969
Dividend income	19	10,581,131	8,277,511
<b>Total</b>		<b>34,411,799</b>	<b>35,268,008</b>
<b>EXPENSES</b>			
Management fee		6,490,967	5,538,889
Annual fee		393,827	390,305
Trustee fee		600,154	450,912
BSEC Annual fee		337,015	342,647
Custodian fee		563,636	446,935
CDBL & BO Charge		80,685	64,070
Brokerage fee		432,175	287,606
Bank charge, commission and excise duty		207,404	63,355
Audit fee		-	-
Advertisement & publicity expenses		534,975	157,800
Bidding fee (Book-Building)		9,000	29,000
Other operating expenses		-	25,000
<b>Total Expenses</b>		<b>9,649,838</b>	<b>7,796,519</b>
<b>Net profit before provision for the Period</b>		<b>24,761,961</b>	<b>27,471,489</b>
Provision for unrealized Gain/(Loss) on Marketable Securities		-	-
Write back/(Made) during the period	20	-	41,022,214
<b>Net profit after provision for the period</b>		<b>24,761,961</b>	<b>68,493,703</b>
<b>Other Comprehensive Income</b>			
Investment diminution reserve	13	106,415,248	-
<b>Total Comprehensive Income for the period</b>		<b>131,177,209</b>	<b>68,493,703</b>
<b>EPU after Considering Provision</b>	21	<b>0.37</b>	<b>1.02</b>

These financial statements should be read in conjunction with annexed notes

  
**MD & CEO**  
**Asset Management Company**

  
**Chairman**  
**Trustee**

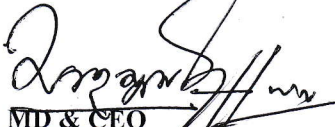
  
**Compliance Officer**  
**Asset Management Company**

  
**Member**  
**Trustee**

**CAPM IBBL ISLAMIC MUTUAL FUND**  
**Statement of Profit or Loss and Other Comprehensive Income**  
for the period from 01 October 2021 to 31 December 2021


PARTICULERS	NOTES	Amount in Taka	
		01 Oct 2021 to 31 Dec 2021	01 Oct 2020 to 31 Dec 2020
<b>INCOME</b>			
Profit income		2,772,382	5,066,311
Net gain on sale of marketable securities		(2,293,882)	17,449,989
Dividend income		7,538,275	5,317,512
<b>Total</b>		<b>8,016,775</b>	<b>27,833,812</b>
<b>EXPENSES</b>			
Management fee		3,090,294	2,931,560
Annual fee		196,914	195,153
Trustee fee		300,077	225,456
BSEC Annual fee		168,507	171,324
Custodian fee		287,006	227,592
CDBL & BO Charge		50,550	34,983
Brokerage fee		172,397	112,488
Bank charge, commission and excise duty		143,102	59,365
Audit fee		-	-
Advertisement & publicity expenses		71,600	51,000
Bidding fee (Book-Building)		9,000	21,000
Other operating expenses		-	12,500
<b>Total Expenses</b>		<b>4,489,447</b>	<b>4,042,421</b>
<b>Net profit before provision for the Period</b>		<b>3,527,328</b>	<b>23,791,391</b>
Provision for unrealized Gain/(Loss) on Marketable Securities		-	-
Write back/(Made) during the period		-	41,022,214
<b>Net profit after provision for the period</b>		<b>3,527,328</b>	<b>64,813,605</b>
<b>Other Comprehensive Income</b>			
Investment diminution reserve		(2,491,180)	-
<b>Total Comprehensive Income for the period</b>		<b>1,036,148</b>	<b>64,813,605</b>
<b>EPU after Considering Provision</b>		<b>0.05</b>	<b>0.97</b>

These financial statements should be read in conjunction with annexed notes

  
**MD & CEO**  
Asset Management Company

  
**Compliance Officer**  
Asset Management Company

  
**Chairman**  
Trustee

  
**Member**  
Trustee



**CAPM IBBL ISLAMIC MUTUAL FUND**  
**Statement of Changes in Shareholder's Equity**  
for the period from 01 July 2021 to 31 December 2021


Particulars	Unit Capital	Reserve Pre-Operating Income	Investment Diminution Reserve	Amount in Taka	
				Retained Earnings	Total Equity
Opening Balance 01 July 2021	668,535,000	3,107,984	23,094,583	105,468,200	800,205,767
Net profit for the period	-	-	-	24,761,961	24,761,961
Dividend paid	-	-	-	(90,252,225)	(90,252,225)
Investment Diminution Reserve	-	-	106,415,248	-	106,415,248
<b>Balance as at 31 Dec 2021</b>	<b>668,535,000</b>	<b>3,107,984</b>	<b>129,509,831</b>	<b>39,977,936</b>	<b>841,130,751</b>


for the period from 01 July 2020 to 31 Dec 2020

Particulars	Unit Capital	Reserve Pre-Operating Income	Investment Diminution Reserve	Amount in Taka	
				Retained Earnings	Total Equity
Opening Balance 01 July 2020	668,535,000	3,107,984	(49,632,758)	(20,794,466)	601,215,760
Net profit for the period	-	-	-	68,493,703	68,493,703
Investment Diminution Reserve	-	-	49,632,758	-	49,632,758
Dividend Paid	-	-	-	-	-
<b>Balance as at 31 Dec 2020</b>	<b>668,535,000</b>	<b>3,107,984</b>	<b>-</b>	<b>47,699,237</b>	<b>719,342,221</b>

  
**MD & CEO**  
Asset Management Company

  
**Compliance Officer**  
Asset Management Company


  
**Chairman**  
Trustee


  
**Member**  
Trustee


**CAPM IBBL ISLAMIC MUTUAL FUND**


**Statement of Cash Flows**  
for the Period from 01 Jul 2021 to 31 Dec 2021

PARTICULERS	Amount in Taka	
	01 Jul 2021 to 31 Dec 2021	01 Jul 2020 to 31 Dec 2020
<b>A Cash flows from operating activities</b>		
Interest income realized	7,014,601	8,727,830
Dividend income received	5,413,920	5,014,451
Gain on sale of investment	6,529,784	16,116,849
Advance & Prepayments	(600,154)	(450,912)
Payment made for expenses	(7,304,523)	(6,099,501)
<b>Net cash flows from operating activities</b>	<b>11,053,628</b>	<b>23,308,718</b>
<b>B Cash flows from investing activities</b>		
Acquisition of shares from secondary market	(242,123,886)	(149,139,365)
Investment in IPO Application	(72,437,500)	(72,119,092)
Investment returned from IPO Application	49,427,690	61,890,352
Proceeds from sale of shares in secondary market	200,065,658	126,786,898
<b>Net cash used in investing activities</b>	<b>(65,068,038)</b>	<b>(32,581,207)</b>
<b>C Cash flows from financing activities</b>		
Dividend paid	(90,252,225)	-
<b>Net cash flows from / (used in) financing activities</b>	<b>(90,252,225)</b>	<b>-</b>
<b>Net cash flows (A+B+C)</b>	<b>(144,266,635)</b>	<b>(9,272,489)</b>
Cash and cash equivalents at the beginning of the period	284,770,114	271,932,570
<b>Cash and cash equivalents at the end of the period</b>	<b>140,503,479</b>	<b>262,660,081</b>
Net operating cash flows	11,053,628	23,308,718
Number of outstanding units	66,853,500	66,853,500
<b>Net operating cash flows per unit</b>	<b>0.17</b>	<b>0.35</b>

  
MD & CEO  
Asset Management Company

  
Compliance Officer  
Asset Management Company

  
Chairman  
Trustee

  
Member  
Trustee

**CAPM IBBL ISLAMIC MUTUAL FUND**

**Notes to the Financial Statements**

For the period from 01 July 2021 to 31 December 2021

No.	Particulars	Amount in Taka	
		31.12.2021	30.06.2021
<b>6</b>	<b>Investments (Annexure-A)</b>		
	Investment in marketable securities - at market price	669,105,606	508,833,003
		<u>669,105,606</u>	<u>508,833,003</u>
<b>7</b>	<b>Advance, Deposit and Prepayments</b>		
	Advance for IPO share application	22,037,500	10,000,000
	Advance Payment for CDBL	500,000	500,000
	Advance Annual Fee To DSE & CSE	145,094	483,036
	Advance Annual Fee For CDBL	11,845	67,731
	Advance Annual Fee to BSEC	313,204	650,219
	Advance Annual Fee to Trustee	-	-
		<u>23,007,644</u>	<u>11,700,985</u>
<b>8</b>	<b>Accounts Receivable</b>		
	<b>Receivable from Brokerage House</b>	9,491,649	-
	<b>Interest/Profit Receivable</b>		
	SND/MSND	5,430	-
	MTDR	183,554	221,167
		<u>188,984</u>	<u>221,167</u>
	<b>Cash Dividend Receivable</b>		
	Aman Feed Limited	-	456,107
	Doreen Power Generations ans Systems Ltd.	475,788	
	Bangladesh Submarine Cable Company Limited	185,000	
	Renata Ltd.	550,159	
	Genex Infosys Limited	200,000	
	BSRM Limited	400,000	
	AGNISYSL	105,000	
	IFAD Autos Limited	485,114	
	Runner Automobiles Limited	13,553	
	GPHISPAT	1,239,216	
	Confidence Cement Ltd.	234,750	
	Beximco Pharmacitucals	175,000	
	Baraka Patenga Power Limited	344,871	
	Esquire Knit Composite Limited	162,533	
	Olympic Industries Ltd.	521,554	
	Beacon Pharmaceuticals Limited	1,095,000	
	Marico Bangladesh Limited	-	564,220
	Ring Shine Textiles Limited	4,138	4,138
		<u>6,191,676</u>	<u>1,024,465</u>
		<u>15,872,309</u>	<u>1,245,632</u>
<b>9</b>	<b>Cash and Cash Equivalent</b>		
	Cash in Hand	-	-
	Cash at Bank-SND account with <b>Note: 9.1</b>	50,503,479	134,297,614
	Mudaraba Term Deposit Receipt (MTDR) <b>Note: 9.2</b>	90,000,000	150,472,500
		<u>140,503,479</u>	<u>284,770,114</u>
<b>9.1</b>	<b>Cash at Bank-SND account with:</b>		
	Shahjalal Islami Bank Ltd. (Uttara Ladies Branch)	-	725,087



**CAPM IBBL ISLAMIC MUTUAL FUND**

**Notes to the Financial Statements**

For the period from 01 July 2021 to 31 December 2021

No.	Particulars	Amount in Taka	
		31.12.2021	30.06.2021
	Shahjalal Islami Bank Ltd. (Uttara Ladies Branch)	-	725,087
	Union Bank Ltd. (Banani Branch-Dividend)	412,257	430,688
	Union Bank Ltd. (Banani Branch)	50,091,222	133,141,839
		<b>50,503,479</b>	<b>134,297,614</b>
<b>9.2</b>	<b>Mudaraba Term Deposit Receipt (MTDR)</b>		
	Union Bank Ltd. (Atibazar Branch)	80,000,000	80,000,000
	Union Bank Ltd. (Banani Branch)	-	30,472,500
	Union Bank Ltd. (Mirpur Branch)	10,000,000	10,000,000
	Social Islami Bank Ltd. (Mohammadpur Branch)	-	-
	Social Islami Bank Ltd. (New Eskaton Branch)	-	30,000,000
	Al-Arafah Islami Bank Ltd. (Banani Branch)	-	-
		<b>90,000,000</b>	<b>150,472,500</b>
<b>10</b>	<b>Accounts Payable</b>		
	Management fee	6,490,967	5,528,232
	Custodian fee	563,636	487,051
	Audit Fee	-	25,000
		<b>7,054,603</b>	<b>6,040,283</b>
<b>11</b>	<b>Unclaimed Dividend Account (Annexure-B)</b>	<b>303,684</b>	<b>303,684</b>
<b>12</b>	<b>Unit Capital</b>	<b>668,535,000</b>	<b>668,535,000</b>
<b>13</b>	<b>Investment Diminution Reserve</b>		
	Investment in marketable securities - at market	669,105,606	508,833,003
	Investment in marketable securities - at cost	539,595,775	485,738,420
	<b>Total Unrealized Gain/Loss</b>	<b>129,509,831</b>	<b>23,094,583</b>
	Less: Previous quarter unrealized loss	23,094,583	(74,449,138)
		106,415,248	97,543,721
	Less: Provision for unrealized Gain/(Loss) on Marketable Securities write back/(Made) during the period	-	74,449,138
		<b>106,415,248</b>	<b>23,094,583</b>
<b>14</b>	<b>Retained earnings</b>		
	Opening Balance	105,468,200	(20,794,466)
	Add: Net Profit during the period	24,761,961	126,262,666
		130,230,161	105,468,200
	Less: Dividend paid	90,252,225	-
		<b>39,977,936</b>	<b>105,468,200</b>
<b>15</b>	<b>Net Asset Value (NAV) per unit at cost</b>		
	Total net asset value at cost price	711,620,920	777,163,684
	Number of units	66,853,500	66,853,500
	NAV per unit at cost	<b>10.64</b>	<b>11.62</b>
<b>16</b>	<b>Net Asset Value (NAV) per unit at market price</b>		
	Net asset value at market price	841,130,751	800,258,267
	Number of units	66,853,500	66,853,500
	NAV per unit at market price	<b>12.58</b>	<b>11.97</b>



**CAPM IBBL ISLAMIC MUTUAL FUND**  
**Notes to the Financial Statements**  
for the Period from 01 Jul 2021 to 31 Dec 2021

No.	Particulars	Amount in Taka	
		01 Jul 2021 to 31 Dec 2021	01 Jul 2020 to 31 Dec 2020
<b>17</b>	<b>Interest income</b>		
	Interest income from SND/MSND account	105,000	2008647
	Excess Profit Income From MTDR	4,806,139	
	Interest income from MTDR	2,071,279	8201881
		<u>6,982,418</u>	<u>10,210,528</u>
<b>18</b>	<b>Net gain on sale of marketable securities</b>		
	ACI Limited	-	470,142
	ACME Pesticides Limited	690,499	
	ADN Telecom Limited	8,682	-
	Al-Arafah Islami Bank Ltd	-	699,097
	Aman Feed Limited	-	(663,120)
	Associated Oxygen Limited	-	495,508
	Bangladesh Submarine Cable Company Limited	6,068,119	2,053,157
	Baraka Potenga Power Limited	4,531,250	-
	BBS Cables Limited	108,272	-
	Beaconpharma	-	285,677
	Berger Paints Bangladesh Ltd.	591,341	
	Beximco Pharmaceuticals Limited	5,035,316	-
	Coppertech Industries Limited	-	69,792
	Dominage Steel Building Systems Limited	-	1,238,231
	Doreen Power Generations ans Systems Ltd.	216,465	-
	Evince Textiles Limited	1,818,551	-
	Fu Wang Food Ltd.	-	144,667
	Genex Infosys Limited	521,225	-
	GPH Ispat Limited	1,084,570	-
	Grammeenphone Ltd.	(3,538,054)	-
	Index Agro Industries Limited	762,338	-
	Islami Insurance Bangladesh Limited	-	1,931,593
	Linde Bangladesh Limited	-	19,844
	Masterfeed Agrotec Limited	7,501	-
	Mostofa Metal Industries Ltd.	29,448	-
	Navana CNG Limited	(4,145,113)	-
	Olympic Industries Limited	(388,499)	-
	Orion Infusion Ltd.	-	2,859,942
	Oryza Agro Industries Limited	6,678	
	Prime Insurance Company Ltd.	157,283	
	Quasem Industries Ltd.	2,126,331	-
	Queen South Textile Mills Limited	2,391,111	-
	Reckitt Benckiser(Bd.)Ltd.	-	254,011
	Ring Shine Textiles Limited	-	(53,482)
	Robi Axiata Limited	-	3,055,242
	Sea Pearl Beach Resort & Spa Limited	(855,973)	-
	Shahjalal Islami Bank Ltd.	-	178,677
	Shahjibazar Power Co. Limited	-	(187,958)
	Singer Bangladesh Limited	131,534	-
	Sinobangla Industries Ltd.	(1,587,445)	-
	SK Trims & Industries Limited	(189,680)	237,120
	Sonali Life Insurance Company Limited	1,266,500	-
	Square Pharmaceuticals Ltd.	-	(2,883,115)
	The ACME Laboratories Limited	-	(2,965,350)
	Walton Hi-Tech Industries Ltd.	-	9,540,296
		<u>16,848,250</u>	<u>16,779,969</u>

**CAPM IBBL ISLAMIC MUTUAL FUND**  
**Notes to the Financial Statements**  
for the Period from 01 Jul 2021 to 31 Dec 2021

No.	Particulars	Amount in Taka	
		01 Jul 2021 to 31 Dec 2021	01 Jul 2020 to 31 Dec 2020
<b>19</b>	<b>Dividend income</b>		
	Al-Arafah Islami Bank Ltd	-	130,000
	AGNISYSL	105,000	-
	Aman Feed Limited	24	456,107
	BBS Cables Limited	-	36,896
	Bangladesh Submarine Cable Company Limited	185,000	560,000
	Beacon Pharmaceuticals Limited	1,095,000	330,493
	Berger Painta bangladesh Ltd.	375,000	-
	Baraka Patenga Power Limited	344,871	-
	Beximco Pharmaceutucals	175,000	-
	BSRM Limited	400,000	-
	Confidence Cement Ltd.	234,750	-
	Doreen Power Generations ans Systems Ltd.	475,788	399,652
	Esquire Knit Composite Limited	162,533	-
	Genex Infosys Limited	200,000	-
	GPHISPAT	1,239,216	-
	Grameenphone Ltd	1,409,663	1,466,049
	IBNSINA	356,467	-
	INDEXAGRO	430,050	-
	IFAD Autos Limited	485,114	406,777
	Islami Insurance Bangladesh Limited	-	427,622
	Marico Bangladesh Limited	1,128,440	1,560,550
	Navana CNG Limited	-	200,000
	Olympic Industries Ltd.	521,554	496,610
	Quasem Industries Ltd.	-	77,111
	Queen South Textile Mills LimitedQueensouth	-	548,096
	Renata Ltd.	550,159	448,409
	Rangpur Dairy & Food Products Ltd.	-	20,036
	Runner Automobiles Limited	13,553	13,553
	Ring Shine Textiles Limited	-	4,138
	Sinobangla Industries Ltd.	-	33,189
	Sea Pearl Beach Resort & Spa Limited	-	3,552
	Square Pharmaceuticals Ltd.	-	169,773
	SK Trims & Industries Limited	-	22,500
	The IBN SINA Pharmaceutical Industry Ltd.	-	291,999
	Walton Hi-Tech Industries Ltd.	693,950	174,400
	<b>Total Dividend Income For the period</b>	<b>10,581,131</b>	<b>8,277,511</b>
<b>20</b>	<b>Provision for unrealized Gain/(Loss) on Marketable Securities write back/(Made) during the Period</b>		
	Investment in marketable securities - at market	669,105,606	449,900,839
	Investment in marketable securities - at cost	539,595,775	483,327,763
	<b>Total Unrealized Gain/Loss</b>	<b>129,509,831</b>	<b>(33,426,924)</b>
	Less: Previous quarter unrealized loss	-	(74,449,138)
	<b>Write back/(Made) during the period</b>	<b>129,509,831</b>	<b>41,022,214</b>
	Less: Investment diminution reserve during the period	129,509,831	-
		-	-
<b>21</b>	<b>Earnings per unit</b>		
	Net profit for the period (A)	24,761,961	68,493,703
	Number of units (B)	66,853,500	66,853,500
	Earnings per unit (A÷B)	<b>0.37</b>	<b>1.02</b>



Annexure-A  
**Name of Asset Manager: CAPM (Capital & Asset Portfolio Management) Company Ltd.**  
 Name of the Schemes/Mutual Fund: CAPM IBBL Mutual Fund 01  
 Portfolio Statements as at December 31, 2021

I. Investment in Capital Market Securities (Listed):			[Figure in Bangladeshi Taka]					
SL	Investment in Stocks/ Securities (Sectorwise)		No of Shares/ Units	Cost Value	Market Value	Appreciation (or Diminution) in the Market Value /Fair Value of Investments	% Change (interms of cost)	% of Total Investments
<b>A. Shares of Listed Companies (Script wise)</b>								
1	Bank	SIBL	1,233,929	18,939,867.53	18,262,149.20	- 677,718.33	-3.58%	2.70%
2	Cement	CONFIDCEM	93,900	11,169,554.52	11,437,020.00	267,465.48	2.39%	1.59%
3	Engineering	RUNNERAUTO	13,553	968,100.00	691,203.00	- 276,897.00	-28.60%	0.14%
4	Engineering	GPHISPAT	681,568	39,023,382.78	36,089,025.60	- 2,934,357.18	-7.52%	5.56%
5	Engineering	BSRMLTD	100,000	11,202,217.42	10,300,000.00	- 902,217.42	-8.05%	1.60%
6	Engineering	WALTONHTL	30,000	39,142,981.82	34,257,000.00	- 4,885,981.82	-12.48%	5.57%
7	Engineering	IFADAUTOS	441,013	44,176,264.39	20,749,661.65	- 23,426,602.74	-53.03%	6.29%
8	Food & Allied	OLYMPIC	96,584	18,915,094.68	15,337,539.20	- 3,577,555.48	-18.91%	2.69%
9	Food & Allied	UNILEVERCL	10,000	29,559,000.00	29,771,000.00	212,000.00	0.72%	4.21%
10	Fuel & Power	DOREENPWR	409,909	23,613,316.97	27,627,866.60	4,014,549.63	17.00%	3.36%
11	Fuel & Power	BPPL	375,897	17,694,049.16	12,855,677.40	- 4,838,371.76	-27.34%	2.52%
12	Insurance	PRIMEINSUR	65,400	5,266,659.74	5,277,780.00	11,120.26	0.21%	0.75%
13	IT Sector	GENEXIL	200,000	17,635,200.00	32,900,000.00	15,264,800.00	86.56%	2.51%
14	IT Sector	AGNISYSL	300,000	7,454,880.00	6,345,000.00	- 1,109,880.00	-14.89%	1.06%
15	Miscellaneous	MASTERAGRO	6,000	60,000.00	60,900.00	900.00	1.50%	0.01%
16	Miscellaneous	ORYZAAGRO	15,000	150,000.00	175,500.00	25,500.00	17.00%	0.02%
17	Miscellaneous	KFL	86,526	865,260.00	882,565.20	17,305.20	2.00%	0.12%
18	Miscellaneous	INDEXAGRO	296,681	31,940,705.74	36,106,077.70	4,165,371.96	13.04%	4.55%
19	Pharmaceuticals & Chemicals	MARICO	28,211	49,185,314.28	65,886,790.50	16,701,476.22	33.96%	7.01%
20	Pharmaceuticals & Chemicals	RENATA	41,736	33,664,122.36	54,757,632.00	21,093,509.64	62.66%	4.79%
21	Pharmaceuticals & Chemicals	BEACONPHAR	730,000	65,363,458.98	176,769,500.00	111,406,041.02	170.44%	9.31%
22	Pharmaceuticals & Chemicals	BXPHARMA	127,000	24,796,754.92	24,396,700.00	- 400,054.92	-1.61%	3.53%
23	Pharmaceuticals & Chemicals	IBNSINA	75,844	20,886,310.36	20,223,802.60	- 662,507.76	-3.17%	2.97%
24	Telecommunication	GP	60,000	20,329,337.52	21,036,000.00	706,662.48	3.48%	2.90%
25	Telecommunication	BSCCL	15,000	2,717,967.03	3,150,750.00	432,782.97	15.92%	0.39%
26	Textile	ESQUIRENIT	108,355	4,875,975.00	3,754,500.75	- 1,121,474.25	-23.00%	0.69%
27	Textile	RINGSHINE	413	-	3,964.80	3,964.80	0.00%	0.00%
<b>Sub-Total</b>				<b>539,595,775</b>	<b>669,105,606</b>	<b>129,509,831</b>		<b>76.85%</b>
<b>B. Listed Mutual Funds/CIS (Script wise)</b>								
<b>Sub-Total</b>				-	-	-		<b>0.00%</b>
<b>C. Listed Bond/Debenture/Islamic Securities (Script wise)</b>								
<b>Sub-Total</b>				-	-	-		
<b>D. Other Listed Securities (Script wise), If any (IPO Investment)</b>								
1		BDTHAIFOOD	63,750	637,500	637,500	-	0.00%	0.09%
2		UNIONBANK	2,140,000	21,400,000	21,400,000	-	0.00%	3.05%
<b>Sub-Total</b>				<b>22,037,500</b>	<b>22,037,500</b>	<b>-</b>		<b>3.14%</b>
<b>Grand Total of Capital Market Securities (Listed)</b>				<b>561,633,275</b>	<b>691,143,106</b>	<b>129,509,831</b>		<b>79.99%</b>

II. Investment in Capital Market Securities (Non-Listed):

SL	Investment in Stocks/ Securities (Sectorwise)	No of Shares/ Units	Cost Value	Fair Value /Market Value**	Appreciation (or Diminution) in the MarketValue /Fair Value of	% Change (interms of cost)	% of Total Investments
<b>A. Open-End Mutual Funds (Script wise)*</b>							
							0.00%
	<b>Sub-Total</b>		-	-	-		<b>0.00%</b>
<b>B. Pre-IPO Placement Shares, If any</b>							
1							-
2							-
	<b>Sub-Total</b>		-	-	-		-
<b>C. Non-Listed Bond/Debenture/Islamic Securities (Script wise)</b>							
	<b>Sub-Total</b>		-	-	-		
<b>Grand Total of Capital Market Securities (Non-Listed)</b>							
			-	-	-		<b>0.00%</b>


\*For Open-ends Mutual Funds. Surrender value shall be considered as Market Value\*\* For other non-listed securities. Fair value shall be considered following International Financial Reporting Standards (IFRSs) and be reported once a year in the annual audited financial statements of the Fund/Scheme

III. Cash and Cash Equivalents and Investments in Securities not related to Capital Market:

[Figure in Bangladeshi Taka]

A. Money Market Investments (Script wise)		Types (G.Sec/Others)	No of Instrument	Cost Value	Market Value /Fair Value	Appreciation (or Diminution) in the MarketValue /Fair Value of Investments
B. Term Deposit/Investment:						
No and Date	Bank/Non-Bank Name	Rate of Interest/Profit	Investment Value	Maturity Date		
1	Union Bank -Atibazar	7.00%	20,000,000	26-Jun-22		
2	Union Bank -Atibazar	6.75%	50,000,000	24-Mar-22		
4	Union Bank -Mirpur	8.00%	10,000,000	15-Jan-22		
5	Union Bank -Atibazar	12.00%	10,000,000	14-Jan-22		
6						
<b>Sub-Total</b>			<b>90,000,000</b>			
C. Cash at Bank:						
A/C No.	Bank Name	Nature of Account	Rate of	Available	N/A	
0291-210000591	Union Bank Ltd.	MSND	4%	412,257.45		
0291-210000343	Union Bank Ltd.	MSND	4%	50,091,221.69		
<b>Sub-Total</b>				<b>50,503,479.14</b>		
D. Cash in Hand:						
<b>Sub-Total</b>					N/A	
<b>Total Cash and Cash Equivalents and Investments in Securities not related to Capital Market:</b>			<b>140,503,479</b>	-	-	

**Total Investment=(I+II+III)** 702,136,754 831,646,585 129,509,831

  
sd/-

Chief Financial Officer/ Accounts

  
sd/-

Managing Director & CEO



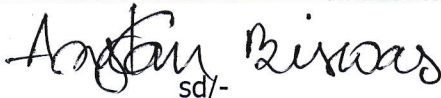
**Name of Asset Manager: CAPM (Capital & Asset Portfolio Management) Company Ltd.**

Name of the Schemes/Mutual Fund: CAPM IBBI Islamic Mutual Fund

Unclaimed Dividend Account as at December 31, 2021

Annexure-B

SL	Beneficiary Name	BO Number	Amount (BDT)	Dividend Year
1	REBA SHAHA	1201470009818481	1,888	2018-19
2	IFFAT ARA IRIN	1201580028051016	1,520	2018-19
3	MD. HUMAYUN KABIR	1202020058199042	37,750	2018-19
4	MOUSUMEE SAHA	1202650063947444	1,600	2018-19
5	ABU HANIF	1601880028673766	7,320	2018-19
6	MD KAMAL HOSSAIN	1201950005432329	1,600	2018-19
7	HAMEEM SHAKHAWAT SHAME	1203680039449486	400	2018-19
8	MD SHIBLY SADIQUE	1202580048573087	8,000	2018-19
9	AKTER HOSSAIN	1604650067897867	676	2018-19
10	SHEHAB UDDIN	1202890031045470	400	2018-19
11	SM TAHMIDUZZAMAN	1201820063059051	1,440	2018-19
12	MD ZIAUL HASAN	1202400068170361	100	2018-19
13	ISLAMI COMMERCIAL INS	1201820067333198	96,000	2018-19
14	MD SHOFIQU L ISLAM	1202400020713421	800	2018-19
15	MD ABDUS SATTAR	1204570040457537	7,200	2018-19
16	MD ENAMUL HAQUE	1203210068183239	9,600	2018-19
17	MD MIZANUR RAHMAN	1202150062135835	10	2018-19
18	MOHAMMAD YOUSUF	1202830000032657	800	2018-19
19	ABUL KALAM AZAD	1201730049737604	5,200	2018-19
20	NUSRAT JAHAN	1202010017105514	320	2018-19
21	SHREE PORSURAM CHANDRA	1201630058267101	400	2018-19
22	MAZUMDER AHSAN IBNAZI	1201630014681806	16,000	2018-19
23	SAHANA RAHMAN	1201950016197343	16,000	2018-19
24	KAMAL UDDIN	1204890004013951	24,231	2018-19
25	KAMAL UDDIN AHMED	1201630057288224	4,000	2018-19
26	BIVA RANI DEY	1202840021453900	9,200	2018-19
27	MD ABDUR RAHMAN	1201580049342390	400	2018-19
28	MST HABIBA ZAHAN	1201590058156312	248	2018-19
29	DR NASRIN AKTER	1201680044796647	1,696	2018-19
30	MD ABDUL MAJID BISWAS	1202250044974201	408	2018-19
31	MD NASIR UDDIN	1601880025055441	1,600	2018-19
32	AKM GOLAM QUDDUS	1202840022366348	240	2018-19
33	MD ABU TAHER	1203510011264334	5,600	2018-19
34	MAHABUBA KHATUN	1201700044810182	400	2018-19
35	JAHANGIR ALAM	1201640028504450	2,000	2018-19
36	MUHAMMAD MUSHUL ALAM	1201530001599818	2,400	2018-19
37	MD ALI HOSSAIN	1605760064607968	15,440	2018-19
38	MAJOR MD KAHINOOR ALAM	1204780048759333	7,760	2018-19
39	MD ABDUL HAKIM	1201730047879570	324	2018-19
40	MD ABDUL HAKIM	1201730047879589	325	2018-19
41	FARID AHMED	1201500039318103	2,468	2018-19
42	MD ASHIF BIN SIKDER	1204180063865454	1,920	2018-19
43	DIPAK CHANDRA DAS	1203940031844178	8,000	2018-19
44	ZAHID HASAN	1201580017221375	1	2018-19
<b>Total</b>			<b>303,684</b>	



Chief Financial Officer/ Accounts