

**Audited Financial Statements
of
CAPM Unit Fund
For the year ended 30 June 2023**

Hoda Vasi Chowdhury & Co

Chartered Accountants

INDEPENDENT AUDITOR'S REPORT

To the Trustees of
CAPM Unit Fund

Report on the Audit of the Financial Statements

Opinion

We have audited the accompanying financial statements of CAPM Unit Fund (here-in-after referred to as "the Fund"), which comprise the statement of financial position as at 30 June 2023, statement of profit or loss and other comprehensive income, statement of changes in equity and statement of cash flows for the year then ended and a summary of significant accounting policies and other explanatory information.

In our opinion, the accompanying financial statements give true and fair view, in all material respects, the statements of financial position of CAPM Unit Fund as at 30 June 2023 and of its financial performance and its cash flows for the year then ended in accordance with International Financial Reporting Standards (IFRSs) and comply with Securities and Exchange Rules, 1987, Securities and Exchange Commission (Mutual Fund) Rules, 2001 and other applicable laws and regulations.

Basis for Opinion

We conducted our audit in accordance with International Standards on Auditing (ISAs). Our responsibilities under those standards are further described in the Auditors' Responsibilities for the Audit of the Financial Statements section of our report. We are independent of the Fund in accordance with the International Ethics Standards Board for Accountants' Code of Ethics for Professional Accountants (IESBA Code), and we have fulfilled our other ethical responsibilities in accordance with the IESBA Code. We believe that the audit evidence we have obtained is sufficient and appropriate to provide a basis for our opinion.

Emphasis of Matter

As disclosed in Annexure A, the Fund has invested Taka 15,345,092 in shares of Beacon Pharmaceuticals Limited representing 12.19% and Taka 15,555,950 in shares of Prime Insurance Company Limited representing 12.36% of total Net Asset Value (NAV) at cost against the statutory investment limit of 10% of its total NAV at cost in a particular company. Furthermore, the Fund invested 25.99% of total Net Asset Value (NAV) at cost in the pharmaceuticals & chemicals industry against the statutory investment limit of 25% of its total NAV at cost in a particular industry.

Our opinion is not modified in respect of this matter.

Key Audit Matter

Key audit matters are those matters that in our professional judgement, were of most significance in our audit of the financial statements of the period. These matters were addressed in the context of our audit of the financial statements as a whole, and in forming our opinion thereon, and we do not provide a separate opinion on these matters.

Existence and valuation of investment

The Fund has invested substantial portion of its total net assets in capital market instruments.

The valuation and existence of the portfolio of investments is considered as a key audit matter due to the magnitude of potential misstatement as the portfolio of investments represents the principal element of the net asset of the Fund. Valuation of investments is required to be in compliance with the valuation policy as approved by the Trustee in a compliance with Bangladesh Securities and Exchange Commission (Mutual Fund) Rules 2001.

How the scope of our audit responded to the key audit matter

We have gained an understanding of the internal controls and operating effectiveness of key controls for the valuation and existence of investments. We have tested the valuation of the investments by confirming the compliance with the valuation policy as approved by the Trustee in compliance with Bangladesh Securities and Exchange Commission (Mutual Fund) Rules 2001. We have confirmed the closing market price from Dhaka Stock Exchange, checked whether the changes in fair value have been passed through the statement of profit or loss and other comprehensive income.

We have tested the existence of the investments by obtaining and reconciling CDBL report, Brokerage Houses portfolio & ledgers. Finally, we have assessed the appropriateness and presentation of disclosures against relevant accounting standard.

Other Information

The Asset Manager of the Fund is responsible for the other information. The other information comprises all of the information in the Annual Report other than the financial statements and our auditors' report thereon. We have been informed that the Fund does not publish Annual Report and no other information accompanying with audited financial statements.

Management's Responsibility for the Financial Statements

The Asset Manager of the Fund is responsible for the preparation and fair presentation of the financial statements in accordance with International Accounting Standards (IASs), International Financial Reporting Standards (IFRSs), Securities and Exchange Rules, 1987, Securities and Exchange Commission (Mutual Fund) Rules, 2001 and for such internal control as management determines is necessary to enable the preparation of financial statements that are free from material misstatement, whether due to fraud and error.

In preparing the financial statements, the Fund's ability to continue as a going concern should be assessed, disclosing, as applicable, matters related to going concern and using the going concern basis of accounting till the tenure of the Fund unless there is any intention to liquidate the Fund or cease operations, or has no realistic alternative but to do so.

Those charged with governance are responsible for overseeing the Fund's financial reporting process.

Auditor's Responsibilities for the Audit of the Financial Statements

Our objectives are to obtain reasonable assurance about whether the financial statements as a whole are free from material misstatement, whether due to fraud or error, and to issue an auditor's report that includes our opinion. Reasonable assurance is a high level of assurance, but is not a guarantee that an audit conducted in accordance with ISAs will always detect a material misstatement when it exists. Misstatements can arise from fraud or error and are considered material if, individually or in the aggregate, they could reasonably be expected to influence the economic decisions of users taken on the basis of these financial statements.

As part of an audit in accordance with ISAs, we exercise professional judgment and maintain professional skepticism throughout the audit. We also:

- Identify and assess the risks of material misstatement of the financial statements, whether due to fraud or error, design and perform audit procedures responsive to those risks, and obtain audit evidence that is sufficient and appropriate to provide a basis for our opinion. The risk of not detecting a material misstatement resulting from fraud is higher than for one resulting from error, as fraud may involve collusion, forgery, intentional omissions, misrepresentations, or the override of internal control.
- Obtain an understanding of internal control relevant to the audit in order to design audit procedures that are appropriate in the circumstances, but not for the purpose of expressing an opinion on the effectiveness of the Fund's internal control.
- Evaluate the appropriateness of accounting policies used and the reasonableness of accounting estimates and related disclosures made by management.
- Conclude on the appropriateness of management's use of the going concern basis of accounting and, based on the audit evidence obtained, whether a material uncertainty exists related to events or conditions that may cast significant doubt on the Fund's ability to continue as a going concern. If we conclude that a material uncertainty exists, we are required to draw attention in our auditor's report to the related disclosures in the financial statements or, if such disclosures are inadequate, to modify our opinion. Our conclusions are based on the audit evidence obtained up to the date of our auditor's report. However, future events or conditions may cause the Fund to cease to continue as a going concern.
- Evaluate the overall presentation, structure and content of the financial statements, including the disclosures, and whether the financial statements represent the underlying transactions and events in a manner that achieves fair presentation.

We communicate with those charged with governance regarding, among other matters, the planned scope and timing of the audit and significant audit findings, including any significant deficiencies in internal control that we identify during our audit. However, we have not come across any significant audit findings.

We also provide those charged with governance with a statement that we have complied with relevant ethical requirements regarding independence, and to communicate with them all relationships and other matters that may reasonably be thought to bear on our independence, and where applicable, related safeguards.

From the matters communicated with those charged with governance, we determine those matters that were of most significance in the audit of the financial statements of the current period and are therefore the key audit matters. We describe these matters in our auditor's report unless law or regulation precludes public disclosure about the matter or when, in extremely rare circumstances, we determine that a matter should not be communicated in our report because the adverse consequences of doing so would reasonably be expected to outweigh the public interest benefits of such communication.

Report on other Legal and Regulatory Requirements

In accordance with the Companies Act 1994 and the Securities and Exchange Rules 1987, we also report the following:

- a) we have obtained all the information and explanations which to the best of our knowledge and belief were necessary for the purposes of our audit and made due verification thereof;
- b) in our opinion, proper books of accounts as required by law have been kept by the Fund so far as it appeared from our examination of these books;
- c) the Fund's statements of financial position and statement of profit and loss and other comprehensive income dealt with by the report are in agreement with the books of account and returns; and
- d) the expenditure incurred was for the purposes of the Fund's business.

Date: 13 August 2023
Dhaka, Bangladesh

DVC: 2308160469AS511923



A F Nesaruddin, FCA
Enrolment # 469
Senior Partner
Hoda Vasi Chowdhury & Co
Chartered Accountants


**CAPM Unit Fund
Statement of Financial Position
As at 30 June 2023**

	<u>Notes</u>	<u>30 June 2023 Taka</u>	<u>30 June 2022 Taka</u>
ASSETS			
Investments in securities at market price	6	102,329,660	87,448,516
Term deposit (FDR)	7	5,000,000	5,000,000
Prepayments	8	156,666	131,961
Other receivables	9	775,057	10,090,757
Cash and cash equivalents	10	27,344,455	13,616,918
		135,605,838	116,288,152
LIABILITIES			
Accrued expenses	11	3,627,883	3,897,358
NET ASSETS		131,977,955	112,390,794
OWNERS' EQUITY			
Unit fund	12	107,476,000	85,209,000
Unit transaction reserve		(22,139,408)	(20,687,102)
Retained earnings	13	40,506,582	31,948,232
Unrealised capital gain	19	6,134,781	15,920,664
		131,977,955	112,390,794
Net Asset Value (NAV) per unit:			
At cost	14	117.09	113.22
At market price	15	122.80	131.90

These financial statements should be read in conjunction with annexed notes.


Managing Director & CEO
Asset Manager
 CAPM Company Limited



Compliance Officer
Asset Manager
 CAPM Company Limited


Trustee
 Bangladesh General Insurance Company Ltd.

AUDITORS' REPORTS TO THE TRUSTEE
 See annexed report of date

Date: 13 August 2023
 Dhaka, Bangladesh

DVC: 2308160469AS511923



A F Nesaruddin, FCA
 Enrolment # 469
 Senior Partner
 Hoda Vasi Chowdhury & Co
 Chartered Accountants


CAPM Unit Fund
Statement of Profit or Loss and Other Comprehensive Income
For the year ended 30 June 2023

	<u>Notes</u>	<u>30 June 2023</u> <u>Taka</u>	<u>30 June 2022</u> <u>Taka</u>
INCOME			
Interest income	16	2,302,876	2,243,827
Net gain on sale of marketable securities	17	18,471,282	17,003,123
Dividend income	18	2,295,011	3,884,036
		23,069,170	23,130,986
LESS : EXPENSES			
Management fee		3,165,873	3,256,642
Amortization of server & device certification		-	7,649
Transaction agent fee		376,511	559,505
Trustee fee		146,911	167,744
BSEC annual fee		100,189	106,000
Custodian fee		75,692	75,665
CDBL charges		18,004	17,796
Bank charges, TDS on interest and excise duty		134,010	337,603
Audit fee		50,000	50,000
Advertisement & publicity expenses		198,550	166,500
Bidding fees		20,000	26,000
		4,285,740	4,771,104
Net profit before provision for the year		18,783,430	18,359,882
Provision made/write back		-	-
Net profit after provision for the year		18,783,430	18,359,882
Other comprehensive income			
Unrealized gain (decreased)/increased during the year	19	(9,785,882)	8,320,801
Total comprehensive income for the year		8,997,548	26,680,683
Earnings per unit (EPU)	20	17.48	21.55

These financial statements should be read in conjunction with annexed notes.


Managing Director & CEO
Asset Manager
CAPM Company Limited



Compliance Officer
Asset Manager
CAPM Company Limited


Trustee
Bangladesh General Insurance Company Ltd.

AUDITORS' REPORTS TO THE TRUSTEE
See annexed report of date

Date: 13 August 2023
Dhaka, Bangladesh

DVC: 2308160469AS511923


A F Nesaruddin, FCA
Enrolment # 469
Senior Partner
Hoda Vasi Chowdhury & Co
Chartered Accountants


CAPM Unit Fund
Statement of Changes in Equity
For the year ended 30 June 2023

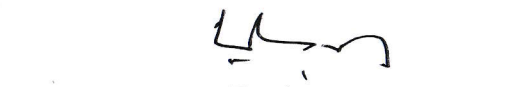
Amounts in Taka

Particulars	Unit Fund	Unit Transaction Reserve	Unrealised Capital Gain*	Retained Earnings	Total Equity
Opening Balance 01 July 2021	109,939,000	(8,619,951)	7,599,863	46,020,355	154,939,267
Unit subscribed	134,045,000	-	-	-	134,045,000
Unit surrendered	(158,775,000)	-	-	-	(158,775,000)
Dividend paid	-	-	-	(32,432,005)	(32,432,005)
Premium on unit subscribed	-	34,072,711	-	-	34,072,711
Premium on unit surrendered	-	(46,139,862)	-	-	(46,139,862)
Net profit for the year	-	-	-	18,359,882	18,359,882
Unrealized gain increased during the year	-	-	8,320,801	-	8,320,801
Balance as at 30 June 2022	85,209,000	(20,687,102)	15,920,664	31,948,232	112,390,794
Unit subscribed	117,578,000	-	-	-	117,578,000
Unit surrendered	(95,311,000)	-	-	-	(95,311,000)
Dividend paid	-	-	-	(10,225,080)	(10,225,080)
Premium on unit subscribed	-	18,333,003	-	-	18,333,003
Premium on unit surrendered	-	(19,785,310)	-	-	(19,785,310)
Net profit for the year	-	-	-	18,783,430	18,783,430
Unrealized gain decreased during the year	-	-	(9,785,882)	-	(9,785,882)
Balance as at 30 June 2023	107,476,000	(22,139,408)	6,134,781	40,506,582	131,977,955

* Investment diminution reserve is renamed as unrealised capital gain for clear presentation and understanding.



Managing Director & CEO
Asset Manager
 CAPM Company Limited


Compliance Officer
Asset Manager
 CAPM Company Limited



Trustee
 Bangladesh General Insurance Company Ltd.

**CAPM Unit Fund
Statement of Cash Flows
For the year ended 30 June 2023**

	30 June 2023	30 June 2022
	Taka	Taka
A. Cash flows from operating activities		
Interest income realized	1,805,260	2,134,095
Dividend income received	2,617,820	3,428,876
Coupon income from bond	303,050	203,000
Gain on sale of investment	18,471,282	17,003,123
Advance & prepayments	(271,806)	(267,191)
Payment made for expenses	(4,308,113)	(3,739,397)
Net cash flows from operating activities	18,617,493	18,762,506
B. Cash flows from investing activities		
Acquisition of shares from secondary market	(52,165,642)	(55,912,768)
Investment in term deposit (FDR)	-	10,000,000
Investment in IPO application	(24,116,090)	(88,070,340)
Investment returned from IPO	18,008,640	73,138,660
Proceeds from sale of shares in secondary market	33,606,028	94,450,295
Net cash flows from investing activities	(24,667,063)	33,605,847
C. Cash flows from financing activities		
Proceeds from sale of units	145,098,497	158,598,115
Payments made for re-purchase of units	(115,096,310)	(204,914,863)
Dividend paid	(10,225,080)	(32,432,005)
Net cash used in financing activities	19,777,108	(78,748,753)
Net cash flows (A+B+C)	13,727,537	(26,380,400)
Cash and cash equivalents at the beginning of the year	13,616,918	39,997,318
Cash and cash equivalents at the end of the year	27,344,455	13,616,918
Net operating cash flows	18,617,493	18,762,506
Number of outstanding units	1,074,760	852,090
Net operating cash flows per unit	17.32	22.02


Managing Director & CEO
Asset Manager
CAPM Company Limited


Compliance Officer
Asset Manager
CAPM Company Limited


Trustee
Bangladesh General Insurance Company Ltd.

**CAPM Unit Fund
Notes to the Financial Statements
For the year ended 30 June 2023**

1. Introduction

CAPM Unit Fund (hereafter referred to as “the Fund”), an Open-End Mutual Fund was established on 24 March 2013 under the Trust Act, 1882, registered under the Registration Act, 1908 and subsequently on 05 May 2013 registered as an Open-End Mutual Fund from the Bangladesh Securities and Exchange Commission with a total paid-up capital of Tk. 100 million divided into 1 million units of Tk. 100 each.

Bangladesh General Insurance Company Limited (BGIC) is the Trustee while BRAC Bank Limited is the Custodian of the Fund and CAPM (Capital & Asset Portfolio Management) Company Limited is the Asset Manager of the Fund.

2. Closure of Accounting year of the Fund

The Fund has been consistently closing its books of account as at 30 June every year.

3. Objectives

The objectives of the CAPM Unit Fund are to achieve long term capital appreciation with regular dividend income by investing in a diversified portfolio predominantly consisting of equity and debt related securities of Bangladesh Capital Market and to outperform Bangladesh price inflation in the long run. The scheme has been designed to serve the latent demand of better return oriented savings scheme in the country. This will allow investors to save and invest simultaneously.

4. Significant accounting policies

4.1 Basis of accounting

The financial statements are prepared under historical cost convention on going concern basis and in conformity with the Generally Accepted Accounting Principles (GAAP) following International Accounting Standards (IAS), International Financial Reporting Standards (IFRS), Securities and Exchange Rules, 1987 and Securities and Exchange Commission (Mutual Fund) Rules, 2001.

4.2 Marketable investments

a) Investment in shares which are actively traded on a quoted market are designated at fair value (market price) through statement of profit or loss and other comprehensive income. Gains or losses arising from a change in the fair value of such financial assets are recognized in the statement of profit or loss and other comprehensive income.

b) Stock dividend (bonus shares) are added with existing shares with at zero cost which results in decrease of per unit cost price of the existing shares. However, bonus shares are shown at fair value on the statement of financial position date.

4.3 Income

Dividend income (cash) is recognized when shareholder's right to receive payment is established. Interest income is recognized when it accrues. Cash dividend/interest/coupon income is recognized net of tax deducted at source, if any. Gain/loss on sale marketable securities is recognized on transaction date. Cost is charged to gain/loss on FIFO basis.

4.4 Preliminary and issue expenses

Preliminary and issue expenses have been written off over a period of seven years on a straight-line method.

4.5 Management fee

Management fee is charged as per Trust Deed as well as the provision of the Bangladesh Securities and Exchange Commission (Mutual Fund) Rules, 2001. The fee is accrued and payable annually at the following rates:

<u>NAV (Taka)</u>	<u>Percentage</u>
On weekly average NAV up to Taka 50 million	2.5
On next 200 million of weekly average NAV	2
On next 250 million of weekly average NAV	1.5
On rest of weekly average NAV	1

4.6 Trustee fee

The Trustee is entitled to an annual Trusteeship Fee @ 0.10% of the Net Asset Value (NAV) of the Fund only payable semi-annually during the life of the Fund as per Trust Deed.

4.7 Transaction agent fee

The Fund pays commissions to the authorized transaction agent(s) appointed by the Asset Management Company @ 0.15% on both the subscription and surrender amount.

4.8 Custodian fee

The Fund pays to the Custodian a safe keeping @ 0.05 percent per annum of balance securities held by the Fund calculated on the basis of average month end value per annum and trade settlement fee of Taka 200 per trade.

4.9 Taxation

Income of the Fund is exempted from tax as per SRO No. 333-AIN/Income tax/2011 dated 27 October 2011.

4.10 Dividend policy

Pursuant to the Securities and Exchange Commission (Mutual Fund) Rules, 2001 or any amendments of the Rules by Bangladesh Securities and Exchange Commission time to time, the Fund shall distribute by way of dividend in quarterly, semi-annually and / or annually as decided in the trustee meeting to the holders of the units after the closing of the annual accounts an amount which shall minimum 70% of net income.

5. General

- i) Figures appearing in these financial statements have been rounded off to the nearest Taka; and
- ii) Previous year's figures have been rearranged, wherever considered necessary to conform current year's presentation.

Hoda Vasi Chowdhury & Co

	30 June 2023	30 June 2022
	<u>Taka</u>	<u>Taka</u>
6 Investments in securities at market price		
Investment in marketable securities - (Annexure-A)	102,329,660	80,575,736
IPO share application money receivable (note - 6.1)	-	6,872,780
	<u>102,329,660</u>	<u>87,448,516</u>
6.1 Subsequently, the Fund has received the noted amount on 3 July 2022.		
7 Term deposit (FDR)		
CVC Finance Limited	<u>5,000,000</u>	<u>5,000,000</u>
The rate of interest for the noted term deposit (FDR) is between 8% - 9.75% annually.		
8 Prepayments		
Trustee fee	52,386	34,701
Annual fee - BSEC	104,280	97,260
	<u>156,666</u>	<u>131,961</u>
9 Other receivables		
Unit subscription receivable (note - 9.1)	237,534	9,425,028
Receivable from bond income	207,607	-
Interest/profit receivables (note-9.2)	77,570	90,574
Cash dividend receivables (note - 9.3)	252,346	575,155
	<u>775,057</u>	<u>10,090,757</u>
9.1 As per consistent practice followed by the Fund, unit subscription receivable has been recognized based on unit subscription application made by the investors.		
9.2 Interest receivables		
Interest receivables from FDR	74,317	90,574
Interest receivables from banks	3,253	-
	<u>77,570</u>	<u>90,574</u>
9.3 Cash dividend receivables		
Marico Bangladesh Limited	227,511	386,620
Midland Bank limited	23,800	-
Peoples Insurance Company Ltd.	-	187,500
Ring Shine Textiles Limited	1,035	1,035
	<u>252,346</u>	<u>575,155</u>
10 Cash and cash equivalents		
Cash in hand	-	-
Cash at banks with:		
Community Bank Bangladesh Limited - SND A/C	10,261,723	-
Union Bank Limited - MSND A/C	14,819,610	13,129,661
Trust Bank Limited - SND A/C	2,245,910	478,345
Trust Bank Limited - CD A/C	17,212	8,912
	<u>27,344,455</u>	<u>13,616,918</u>

Hoda Vasi Chowdhury & Co

	30 June 2023	30 June 2022
	<u>Taka</u>	<u>Taka</u>
11 Accrued expenses		
Management fee	3,165,873	3,256,642
Custodian fee	35,500	31,212
Audit fee	50,000	50,000
Transaction agent fee	376,511	559,505
	<u>3,627,883</u>	<u>3,897,358</u>
12 Unit fund		
Opening balance as at 01 July	85,209,000	109,939,000
Add: New subscription of 1,175,780 units of Taka 100 each	117,578,000	134,045,000
	<u>202,787,000</u>	<u>243,984,000</u>
Less: Surrendered of 953,110 units of Taka 100 each	(95,311,000)	(158,775,000)
Closing balance as at 30 June	<u>107,476,000</u>	<u>85,209,000</u>
13 Retained earnings		
Opening balance as at 01 July	31,948,232	46,020,355
Add: Net profit during the year	18,783,430	18,359,882
	<u>50,731,662</u>	<u>64,380,237</u>
Less: Dividend paid during the year	(10,225,080)	(32,432,005)
Balance as at 30 June	<u>40,506,582</u>	<u>31,948,232</u>
14 Net Asset Value (NAV) per unit at cost		
Net asset value at market price	131,977,955	112,390,794
Less: Unrealised gain	6,134,780	15,920,664
Total net asset value at cost price	<u>125,843,175</u>	<u>96,470,130</u>
Number of units	1,074,760	852,090
NAV per unit at cost	<u>117.09</u>	<u>113.22</u>
15 Net Asset Value (NAV) per unit at market price		
Net asset value at market price	131,977,955	112,390,794
Number of units	1,074,760	852,090
NAV per unit at market price	<u>122.80</u>	<u>131.90</u>
16 Interest income		
Interest income from bank deposit	1,364,763	727,845
Interest income from term deposit (FDR)	427,493	1,312,981
Income from Sukuk bond	510,620	203,000
	<u>2,302,876</u>	<u>2,243,827</u>

Hoda Vasi Chowdhury & Co

	30 June 2023	30 June 2022
	<u>Taka</u>	<u>Taka</u>
17 Net gain on sale of marketable securities		
Aamra Technologies Limited	643,532	-
Achia Sea Foods Limited	469,975	-
ACME Pesticides Limited	-	774,922
Agni Systems Limited	474,779	-
Al Madina Pharmaceuticals Limited	112,894	-
Aman Cotton Fibrous Limited	57,898	-
Aman Feed Limited	-	160,436
Bangladesh Shipping Corporation	-	97,410
Bangladesh Submarine Cable Company Limited	-	1,078,514
BBS Cables Limited	-	92,322
Bd Paints Limited	193,172	-
BD Thai Food & Beverage Limited	-	156,315
Berger Paints Bangladesh Limited	-	148,079
Beximco Limited	220,754	-
Beximco Green Sukuk Al Istisna'A	62,180	-
Beximco Pharmaceuticals Limited	-	1,665,052
Beacon Pharmaceuticals Limited	7,246,907	2,958,763
Coppertech Industries Limited	-	-
Candlestone Rupali Bank Growth Fund	19,500	-
Chartered Life Insurance Company Limited	435,947	-
CWT-Sadharan Bima Growth Fund	-	204,800
Eastern Bank Limited	-	1,059,457
Esquire Knit Composite Limited	-	(1,244,074)
Genex Infosys Limited	-	3,705,571
GPH Ispat Limited	-	(394,695)
ICB AMCL CMSF Golden Jubilee Mutual Fund	(175,085)	-
Index Agro Industries Limited	1,213,940	1,268,161
Islami Commercial Insurance Company Limited	267,532	-
Krishibid Feed Limited	-	891,565
LankaBangla 1st Balanced Unit Fund	-	223,020
LB Gratuity Opportunities Fund	-	260,000
Meghna Insurance Company Limited	308,040	-
Midland Bank Limited	1,364,900	-
Mutual Trust Bank Limited	-	(309,986)
Navana Pharmaceuticals Limited	4,663,095	-
NCC Bank Limited	-	(288,946)
Peoples Insurance Company Limited	-	(2,046,780)
Runner Automobiles Limited	-	(288,181)
SAIF Powertec Limited	-	2,749,909
Sena Kalyan Insurance Company Limited	-	997,724
Simtex Industries Limited	584,726	-
Sonali Life Insurance Company Limited	-	1,256,000
Singer Bangladesh Limited	-	(993,155)
South Bangla Agriculture & Commerce Bank Limited	-	1,305,798
Square Pharmaceuticals Limited	-	1,14,637
Trust Islami Life Insurance Limited	431,609	-
Union Bank Limited	-	776,444
Union Insurance Company Limited	-	514,305
Walton Hi-Tech Industries PLC	-	135,204
Others	-	166,488
Total gain on sale of marketable securities	18,596,294	17,195,078
Less: Brokerage fee sales	(125,012)	(191,955)
Net gain on sale of marketable securities during the year	18,471,282	17,003,123

Hoda Vasi Chowdhury & Co


	30 June 2023	30 June 2022
	<u>Taka</u>	<u>Taka</u>
18 Dividend income		
Aamra Technologies Limited	25,500	-
Bashundhara Paper Mills Limited	-	136,750
Beacon Pharmaceuticals Limited	110,688	144,132
Berger Paints Bangladesh Limited	-	75,000
British American Tobacco Bangladesh Company Limited	8,500	13,750
CWT-Sadharan Bima Growth Fund	71,350	425,000
Esquire Knit Composite Limited	-	162,533
Genex Infosys Limited	-	40,000
GPH Ispat Limited	16,363	160,000
Grameenphone Limited	-	137,500
ICB AMCL CMSF Golden Jubilee Mutual Fund	54,511	-
IFAD Autos Limited	6,503	16,830
Index Agro Industries Limited	21,250	87,500
LankaBangla 1st Balanced Unit Fund	158,950	800,000
LB Gratuity Opportunities Fund	750,000	400,000
Marico Bangladesh Limited	361,341	743,500
Midland Bank Limited	23,800	-
National Tea Company Limited	1,275	2,000
Navana Pharmaceuticals Limited	64,235	-
Orion Pharma Limited	29,750	-
Peoples Insurance Company Limited	-	187,500
Prime Insurance Company Limited	75,000	-
Renata Limited	46,357	51,764
Runner Automobiles Limited	-	13,553
Simtex Industries Limited	340,000	-
Singer Bangladesh Limited	-	168,000
Walton Hi-Tech Industries PLC	129,640	118,725
Total dividend income during the year	<u>2,295,011</u>	<u>3,884,036</u>
19 Unrealised capital gain		
Investment in marketable securities-at market value	102,329,660	80,575,736
Investment in marketable securities-at cost	96,194,879	64,655,072
Total unrealized gain at the year end	<u>6,134,781</u>	<u>15,920,664</u>
Less: Opening balance	(15,920,664)	(7,599,863)
Unrealized gain (decreased)/increased during the year	<u>(9,785,882)</u>	<u>8,320,801</u>

	30 June 2023	30 June 2022
	<u>Taka</u>	<u>Taka</u>
20 Earnings per unit (EPU)		
Net profit for the year (A)	18,783,430	18,359,882
Number of units (B)	1,074,760	852,090
Earnings per unit (A÷B)	<u><u>17.48</u></u>	<u><u>21.55</u></u>


21 Events after the reporting period

(a) The Board of Trustees of the Fund has approved dividend at the rate of Taka 12.25 per unit i.e. 12.25% for the year ended 30 June 2023 at its meeting held on 13th August 2023.

(b) Except for the fact stated above, no events have occurred since the balance sheet date which would require adjustment to, or disclosure in the financial statements or notes thereto.


Managing Director & CEO
Asset Manager
CAPM Company Limited


Compliance Officer
Asset Manager
CAPM Company Limited


Trustee
Bangladesh General Insurance Company Ltd.

Annexure-A

CAPM Unit Fund
Investment in Securities
As at 30 June 2023

I. Investment in Capital Market Securities (Listed):


Amounts in Taka

SL. No.	Investment in Stocks/ Securities (Sectorwise)		No. of Shares/ Units	Cost Value	Market Value	Appreciation (or Diminution) in the Market Value of Investments	% Change (in terms of cost)	% of Cost Value to Total NAV at Cost
A. Shares of Listed Companies (Script wise)								
1	Tannery Industries	MK Footwear PLC	5,419	54,190	59,609	5,419	10.00%	0.04%
2	Bank	Midland Bank Limited	16,000	160,000	202,400	42,400	26.50%	0.13%
3	Engineering	GPH Ispat Limited	36,925	1,897,860	1,661,625	(236,235)	-12.45%	1.51%
4	Engineering	IFAD Autos Limited	16,065	1,341,510	706,860	(634,650)	-47.31%	1.07%
5	Engineering	Walton Hi-Tech Industries PLC	6,482	8,271,507	6,781,793	(1,489,715)	-18.01%	6.57%
6	Food & Allied	British American Tobacco Bangladesh Company Limited	500	-	259,450	259,450	0.00%	0.00%
7	Food & Allied	Olympic Industries Limited	8,500	1,293,875	1,306,450	12,575	0.97%	1.03%
8	Food & Allied	National Tea Company Limited	2,000	1,403,023	883,800	(519,223)	-37.01%	1.11%
9	Insurance	Prime Insurance Company Limited	185,000	15,555,950	15,937,750	381,800	2.45%	12.36%
10	IT Sector	Aamra Technologies Limited	140,240	5,900,153	5,146,808	(753,345)	-12.77%	4.69%
11	Miscellaneous	Index Agro Industries Limited	14,500	1,653,892	1,517,425	(136,467)	-8.25%	1.31%
12	Pharmaceuticals & Chemicals	Marico Bangladesh Limited	5,948	10,368,149	14,279,661	3,911,512	37.73%	8.24%
13	Pharmaceuticals & Chemicals	Renata Limited	4,159	2,486,975	5,065,246	2,578,271	103.67%	1.98%
14	Pharmaceuticals & Chemicals	Beacon Pharmaceuticals PLC	75,888	15,345,092	18,858,168	3,513,076	22.89%	12.19%
15	Pharmaceuticals & Chemicals	Orion Pharma Limited	35,000	4,507,124	2,786,000	(1,721,124)	-38.19%	3.58%
16	Telecommunication	Bangladesh Submarine Cable Company Limited	35,000	7,570,102	7,631,750	61,648	0.81%	6.02%
17	Textile	Simtex Industries Limited	40,000	705,267	934,000	228,733	32.43%	0.56%
18	Textile	Ring Shine Textiles Limited	103	-	1,015	1,015	0.00%	0.00%
Sub-Total				78,514,669	84,019,810	5,505,140	7.01%	62.39%
B. Listed Mutual Funds/CIS (Script wise)								
	ICB AMCL CMSF Golden Jubilee Mutual Fund		446,580	4,465,800	4,019,220	(446,580)	-10.00%	3.55%
Sub-Total				4,465,800	4,019,220	(446,580)		3.55%
C. Listed Bond/Debenture/Islamic Securities (Script wise)								
1	Beximco Green Sukuk Al Istisna'a		44,000	4,024,410	3,759,800	(264,610)	-6.58%	3.20%
Sub-Total				4,024,410	3,759,800	(264,610)	-6.58%	3.20%
Grand Total of Capital Market Securities (Listed)				87,004,879	91,798,830	4,793,950	5.51%	69.14%

II. Investment in Capital Market Securities (Non-Listed):

SL. No.	Investment in Stocks/ Securities (Sectorwise)	No. of Shares/ Units	Cost Value	Market Value	Appreciation (or Diminution) in the Market Value of Investments	% Change (in terms of cost)	% of Cost Value to Total NAV at Cost
A. Open-End Mutual Funds (Script wise)*							
1	LB Gratuity Opportunities Fund	375,000	3,750,000	4,211,250	461,250	12.30%	2.98%
2	CWT-Sadharan Bima Growth Fund	170,000	1,700,000	2,085,900	385,900	22.70%	1.35%
3	LankaBangla 1st Balanced Unit Fund	374,000	3,740,000	4,233,680	493,680	13.20%	2.97%
Sub-Total			9,190,000	10,530,830	1,340,830	14.59%	7.30%
B. Pre-IPO Placement Shares, If any							
Sub-Total			-	-	-	-	-
C. Non-Listed Bond/Debenture/Islamic Securities (Script wise)							
Sub-Total			-	-	-	-	-
Grand Total of Capital Market Securities (Non-Listed)			9,190,000	10,530,830	1,340,830	14.59%	7.30%
Total Investment=(I+II)			96,194,879	102,329,660	6,134,780		

*For open-end mutual funds, surrender value has been considered as market value.


Compliance Officer
Asset Manager
 CAPM Company Limited


Managing Director & CEO
Asset Manager
 CAPM Company Limited